





Appendix A - Corporate Balanced Scorecard 2013-14 Q1




West Devon Borough Council

Community/Customer



	ES: Car parking tickets sold (Yearly comparison)
	ES: Car parking season tickets sold (Yearly comparison)
	ES: Overall Recycling rate %
	ES: Overall waste arising

Processes



PEC

			PEC: % of Applications determined within statutory time frame (Major/Minor/Other)
---	---	---	--






Environmental Health

	EH: Time taken to process Disabled Facilities Grant (Fast track)
	EH: Avg Time to serve notice or close complaints




ICT & CS

	ICT & CS: Avg End to End time (New Claims)
	ICT & CS: Avg End to End time (Change of circumstances)

Financial

	Assets: Employment estates Income (Cumulative)
	PEC: Total income collected: Pre-Apps, Apps, etc
	ES: Car parking Income (Quarterly target: non-cumulative)
	FA: % invoices paid on time
	ICT & CS: Council Tax Collection

Performance

	EH: % of nuisance complaints resolved at informal stage
	ICT & CS: Preventing Homelessness
	CS: Avg days sickness/FTE